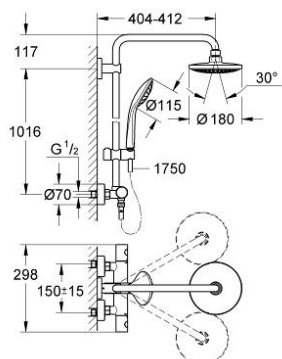



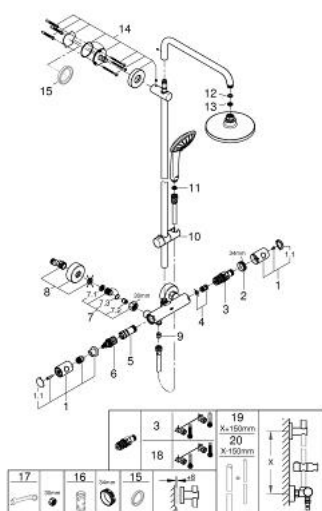
27 420 001 EUPHORIA 180 SHOWER SYSTEM WITH THERMOSTAT FOR WALL MOUNTING



PRODUCT DESCRIPTION

- Colour: chrome
- consisting of:
 - horizontal swivable 390 mm shower arm
 - exposed thermostat with Aquadimmer function
 - allows change between:
 - Euphoria Cosmopolitan 180 head shower (27 491 000)
 - spray pattern: Rain
 - with ball joint
 - rotation angle $\pm 15^\circ$
 - hand shower Euphoria 110 Massage (27 221)
 - adjustable in height with gliding element (12 140 000)
 - Silverflex shower hose 1750 mm (28 388)
 - GROHE TurboStat compact cartridge with wax thermoelement
 - GROHE DreamSpray perfect spray pattern
 - GROHE Long-Life finish
 - SpeedClean anti-limescale system
 - Inner WaterGuide for a longer life
 - TwistStop to prevent hose from twisting
 - suitable for instantaneous heaters from 18 kW/h
 - minimum flow rate 7 l/min
 - optional upgrade: GROHE EasyReach tray (26 362), sold separately

27 420 001 EUPHORIA 180 SHOWER SYSTEM WITH THERMOSTAT FOR WALL MOUNTING



SPARE PARTS, 4月 2016 – now

- 1: Metal handle 1/2" (Order-nr. 47984000)
- 1.1: Cover cap (Order-nr. 6458500M)
- 2: Fitting ring (Order-nr. 47743000)
- 3: Thermostatic compact cartridge 1/2" (Order-nr. 47439000)
- 4: Buffer (Order-nr. 47398000)
- 5: Water flow (Order-nr. 47751000)
- 6: Aquadimmer (Order-nr. 12433000)
- 7: Non-return valve (Order-nr. 47189000)
- 7.1: Dirt strainer (Order-nr. 0726400M)
- 7.2: Non-return valve (Order-nr. 08565000)
- 7.3: O-ring $\varnothing 17 \times \varnothing 2$ (Order-nr. 0305500M)
- 8: S-union (Order-nr. 12662000)
- 9: Non-return valve (Order-nr. 08565000)
- 10: Glide element (Order-nr. 12140000)
- 11: Dirt strainer (Order-nr. 0700200M)
- 12: Fibre seal $\varnothing 18,5 \times \varnothing 12 \times 2$ (Order-nr. 0138900M)
- 13: Dirt strainer (Order-nr. 48007000)
- 14: Shower rail holder (Order-nr. 48279000)
- 15: Compensation disc (Order-nr. 27180000)*
- 16: Socket spanner (Order-nr. 19332000)*
- 17: Special spanner (Order-nr. 19377000)*
- 18: GROHE TurboStat cartridge 1/2" (Order-nr. 47175000)*
- 19: Shower system pipe for retrofitting (Order-nr. 48053000)*
- 20: Shower system pipe for retrofitting (Order-nr. 48054000)*

* Optional accessories