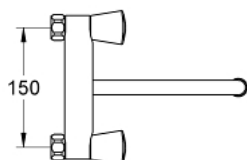
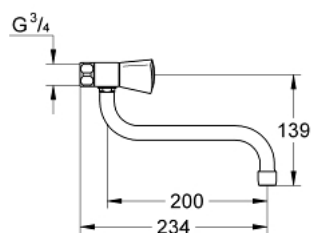


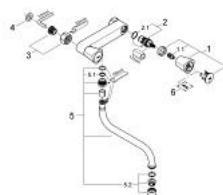
31 195 001 **COSTA S WALL SINK MIXER 1/2"**



PRODUCT DESCRIPTION

- Colour: chrome
- wall mounted
- metal handles
- heat insulated
- screwable
- GROHE Long-Life finish
- Carbodur headpart
- mousseur
- swivel spout
- swivel area 360°
- projection 200 mm
- without connection unions
- maximum flow rate (at 3 bar): 13 l/min

31 195 001 **COSTA S WALL SINK MIXER 1/2"**



SPARE PARTS, 6月 2007 – now

1: Handle (Order-nr. 45995000)

1.1: Snap insert (Order-nr. 0538600M)

2: Ceramic headpart 1/2" (Order-nr. 45346000)

2.1: O-ring Ø 18.2 x Ø 1.7 (Order-nr. 0392400M)

3: Screw connection 1/2" (Order-nr. 45044000)

4: Seal (Order-nr. 0138600M)

5: Tubular spout (Order-nr. 13051000)

5.1: O-ring Ø 12 x Ø 2 (Order-nr. 0128000M)

5.2: Mousseur (Order-nr. 13928000)

6: Screw for Costa/Avina products (Order-nr. 48013000)*

* Optional accessories