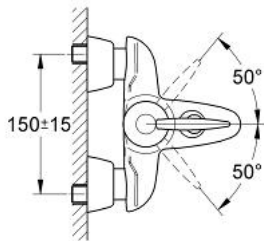
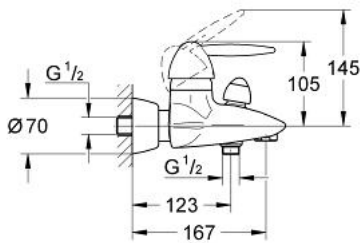


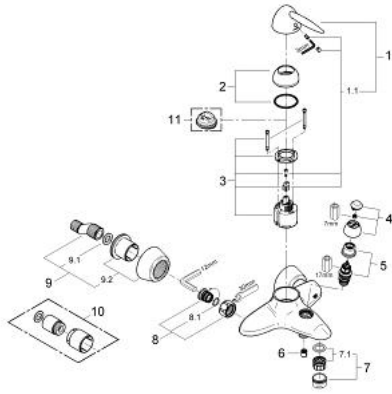
32 401 000 EUROFRESH SINGLE-LEVER BATH/SHOWER MIXER



PRODUCT DESCRIPTION

- Colour: chrome
- wall mounted
- GROHE SilkMove 46 mm ceramic cartridge
- adjustable flow rate limiter
- concentric casted spout
- automatic diverter: bath/shower
- mousseur
- integrated non-return valve
- covered S-unions
- covered lever fixing
- Protected against backflow
- optional temperature limiter ref. no. 46 308
- GROHE LongLife finish

32 401 000 EUROFRESH SINGLE-LEVER BATH/SHOWER MIXER



SPARE PARTS, November 2003 – now

- 1: Lever (Spare part-nr. 46545000)
 - 1.1: Replacement handle connection kit (Spare part-nr. 46546000)
 - 2: Shield (Spare part-nr. 46417000)
 - 3: Cartridge (Spare part-nr. 46048000)
 - 4: Diverter knob (Spare part-nr. 46547000)
 - 5: Diverter (Spare part-nr. 08915000)
 - 6: Non-return valve (Spare part-nr. 08565000)
 - 7: Mousseur (Spare part-nr. 13927000)
 - 7.1: Repl.kit f.aerator M28x1 (Spare part-nr. 45029000)
 - 8: Screw joint (Spare part-nr. 45044000)
 - 8.1: Seal dia. 15x2 mm (Spare part-nr. 0311900M)
 - 9: S-union (Spare part-nr. 12058000)
 - 9.1: Ball seal dia. 9x6.8 mm (Spare part-nr. 0138600M)
 - 9.2: Covering escutcheon (Spare part-nr. 45545000)
 - 10: Extension set 1/2", 30 mm (Spare part-nr. 46238000)*
 - 11: Temperature limiter (Spare part-nr. 46308000)*
- * Optional accessories