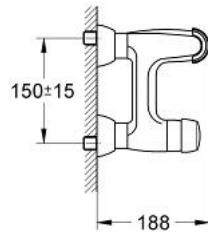
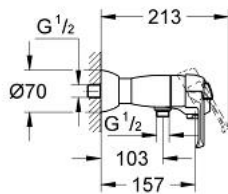


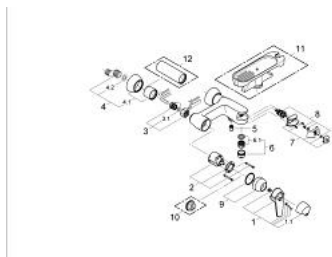
## 33 468 000 EUROWING SINGLE-LEVER BATH/SHOWER MIXER



### PRODUCT DESCRIPTION

- Colour: chrome
- wall mounted
- GROHE SilkMove 46 mm ceramic cartridge
- automatic diverter: bath/shower
- mousseur
- integrated non-return valve in shower outlet 1/2"
- S-unions
- optional temperature limiter ref. no. 46 308
- without shower set
- GROHE Long-Life finish

## 33 468 000 EUROWING SINGLE-LEVER BATH/SHOWER MIXER



### SPARE PARTS, January 1992 – now

- 1: Lever (Order-nr. 46125IP0)
- 1.1: Shield (Order-nr. 46126P00)
- 2: Cartridge (Order-nr. 46048000)
- 3: Screw joint (Order-nr. 45044000)
- 3.1: Seal dia. 15x2 mm (Order-nr. 0311900M)
- 4: S-union (Order-nr. 12021000)
- 4.1: Escutcheon with sleeve (Order-nr. 45060000)
- 4.2: Ball seal dia. 9x6.8 mm (Order-nr. 0138600M)
- 5: Non-return valve (Order-nr. 08565000)
- 6: Mousseur (Order-nr. 13927000)
- 6.1: Repl.kit f.aerator M28x1 (Order-nr. 45029000)
- 7: Rocker switch (Order-nr. 46106000)
- 8: Automatic diverter (Order-nr. 46107000)
- 9: Shield (Order-nr. 46242000)
- 10: Temperature limiter (when 46 048 until '96) (Order-nr. 46153000)\*
- 10: Temperature limiter (Order-nr. 46308000)\*
- 11: Soap dish (Order-nr. 46118000)\*
- 12: Sleeve (Order-nr. 01693000)\*
- \* Optional accessories