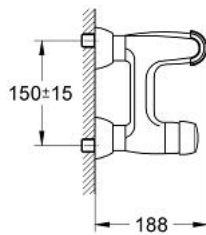
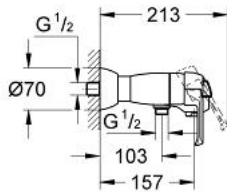


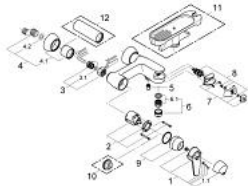
33 468 000 EUROWING SINGLE-LEVER BATH MIXER 1/2"



PRODUCT DESCRIPTION

- Colour: chrome
- wall mounted
- GROHE SilkMove 46 mm ceramic cartridge
- automatic diverter: bath/shower
- mousseur
- integrated non-return valve in the shower outlet 1/2"
- S-unions
- optional temperature limiter ref. no. 46 308
- without shower set
- GROHE LongLife finish

33 468 000 EUROWING SINGLE-LEVER BATH MIXER 1/2"



SPARE PARTS, 1月 1992 – now

- 1: Lever (Spare part-nr. 46125IP0)
 - 1.1: Cap (Spare part-nr. 46126P00)
 - 2: Cartridge (Spare part-nr. 46048000)
 - 3: Screw connection 1/2" (Spare part-nr. 45044000)
 - 3.1: Seal $\varnothing 15 \times \varnothing 2$ (Spare part-nr. 0311900M)
 - 4: S-union (Spare part-nr. 12021000)
 - 4.1: Escutcheon with sleeve (Spare part-nr. 45060000)
 - 4.2: Seal (Spare part-nr. 0138600M)
 - 5: Non-return valve (Spare part-nr. 08565000)
 - 6: Mousseur (Spare part-nr. 13927000)
 - 6.1: Replacement flow control M28x1 (Spare part-nr. 45029000)
 - 7: Rocker switch (Spare part-nr. 46106000)
 - 8: Automatic diverter (Spare part-nr. 46107000)
 - 9: Cap (Spare part-nr. 46242000)
 - 10: Temperature limiter (when 46 048 until '96) (Spare part-nr. 46153000)*
 - 10: Temperature limiter (Spare part-nr. 46308000)*
 - 11: Soap dish (Spare part-nr. 46118000)*
 - 12: Extension sleeve, 120 mm (Spare part-nr. 01693000)*
- * Optional accessories